



STASH

November 9, 2022

Pine Belt Quilters 2022-2023 Officers

President:

Missy Lee
Lee.martha6@gmail.com

601-906-5670

Vice President:

Dianne McLendon
d.quilts@hotmail.com

601-954-1166

Treasurer:

Sue Allmon
scallmon4@gmail.com

601-847-1347

Secretary/Newsletter:

Jo Ellen Carr
pbqnewsletter@

gmail.com

601-441-5637

Membership Director:

Linda Ginn
pbqmembership@

gmail.com

601-310-2393

Website/Blog:
pinebeltquilters.com

November Meeting

Jackie Watkins demonstrated the Triaxial Weave technique. She showed a video she made of how to set up and weave strips. She had several examples of the same weave technique using different colors. It is amazing at how different the patterns are. You can watch her video here: <https://youtu.be/hxqiXfwfUEE>.

December 14th Meeting

We are in for a lot of fun at our December 14th program! Everyone is asked to bring a handmade ornament in a brown paper bag and we will play Bingo. We will also have agency representatives coming to pick up Community Outreach quilts. Bring stockings if you made them and stocking stuffers for adults and children!! Group 12 is responsible for the December meeting. Teena Armstrong is group leader.

PBQ Quilts of Valor Presentation

Pine Belt Quilters Quilts of Valor group was honored to have presented a Quilt of Valor to Mississippi's oldest veteran during Veteran's Day ceremonies at the Hattiesburg Veteran's Memorial Park. Past Veterans of the Year were honored with quilts. Several local churches hosted Veteran's Day events where quilts were presented. Two of our own Veteran quilters received Quilts of Valor: Captain (Retired) Doris Dunn, US Army Nurse Corp and Staff Sargeant (Retired) Lisa Bernhart, US Army.

Thank You!!!

Thank you to Petal Children's Task Force for the donation of seven bolts of Waverly fabric to be used in Community Outreach quilts.

2023 PBQ Membership

We have 82 members who have taken the time to renew their PBQ membership for 2023. If you haven't, what are you waiting for? It's easier than ever and the amount of the dues aren't going to change! Submit the form in the email that was sent and bring your \$20 cash or check payable to Pine Belt Quilters to the December 14th meeting to give to Sue Allmon, or you can mail it to Sue Allmon, PBQ Treasurer.

2022/2023 Crossword Puzzle Sew Along Challenge

We are in our third month of clues for our sew along challenge quilt. If you'd like to join us, you can still catch up! Contact Dianne McLendon for information. August 2023 will be the last of the clues. December 2023 is the completion of the challenge. The quilt must be quilted, bound, and labeled. Membership will vote for the best quilts. First, second, and third place prizes will be given.

Quilts of Valor No Sew Day in November & December

There will be no sew days for November and December but that doesn't mean you can't sew on quilts at home!! If you have questions, contact Linda Hudson at 601-408-4821 or granhudson@comcast.net.

2022 Block of the Month (BOM) No Sew Day in December

The BOM will resume January, 2023.

Community Outreach No Sew Day in December

There will be no December sew day and we will resume in January, 2023.

For more information, contact Kaye Christensen, 601-818-2631 or klove708@aol.com.

Friendship Block

If you haven't turned in the Christmas tree friendship block, don't forget to bring it to the December meeting. Your name will be entered for the drawing of all the blocks.

2024 Pine Belt Quilters Showcase

We will have an exhibit April 20, 2024 at the Hattiesburg Cultural Center sponsored by the Hattiesburg Arts Council. Make your plans to participate in the Pine Belt Quilters Showcase and showcase a quilt!

PBQ Library

Have you looked at the online catalog? There are 13 books on skills. Sewing curves, precision piecing, paper/foundation piecing and more!! <https://www.librarycat.org/lib/PineBeltQuilters>.

Newsletter Submission Information

If you have anything that needs to go in the newsletter OR events for Facebook, send the information written out, with dates and time, to **pbqnewsletter@gmail.com**. Thank you! ~ Jo Ellen

Upcoming Events

December 14 – 9:30 – 11:30, Regular guild meeting, Bingo, bring handmade ornament in a bag, and Community Outreach quilt distribution. Bring stockings and stocking stuffers for adults and children!

December - No Quilts of Valor Sew Days. They will resume in January, 2023.

December – No Community Outreach Sew Day. They will resume in January, 2023.

December – No Block of the Month Sew Day. They will resume in January, 2023.

October 7, 2022 – January 14, 2023 - Quilt Tales: Stories Through Fabric exhibit, Waveland Ground Zero Hurricane Museum, 335 Coleman Ave, Waveland, MS, Tues - Sat, 10:00 – 3:00.

The Stitchin Post in Hattiesburg will give guild members 20% off your purchase on the monthly meeting days. Be sure and tell them you are a member.

Community Outreach Projects

We have ongoing projects that you can work on throughout the year.

- Receiving blankets are used in NICU units at local hospitals.
- Mother pads are used for mom or dad to place inside their shirt to get their scent on it and then placed next to their baby in NICU.
- Children's pillows are 6-8" square up to 12", lightly stuffed and are given to children who are in the hospital. It's something for them to hold so it doesn't have to be tightly stuffed. See Joe Bingham for guild labels that need to be attached to the back of the pillows.
- Walker totes and catheter bag covers are made from heavier fabric than cotton, like denim, twill, etc. Directions for both are in the process of being revised and will be on pinebeltquilters.com under Guild Activities.
- Community Outreach quilts need to be minimum size 40" x 40" and max size 54" x 70". Quilts can be made using any pattern. Guild members are to make at least one quilt each year. See Kaye Christensen for guild labels for the quilts.




November Show & Tell



Jackie Watkins demonstrated the triaxial weave technique.

It's amazing how you can do the same weaving technique with different colors and they make different designs.

<https://youtu.be/hxqiXfwfUEE>





Quilts made by Joe Bingham.



Quilts made by Joe Bingham.



Wall hanging and quilt made by Bobbie Lou Barber.



Quilt and ornaments made by Teresa Weaver.



Quilts made by Teena Armstrong.



Dish towel dress and quilt made by Tammy Nattrass.



Front (L) and back (R) of quilt made by Anne Hindmarch.



Front (L) and back (R) of quilt made by Anne Hindmarch.



Quilt made by Linda Ginn.