



STASH

September 14, 2022;

Pine Belt Quilters 2022-2023 Officers

President:

Missy Lee
Lee.martha6@gmail.com

601-906-5670

Vice President:

Dianne McLendon
d.quilts@hotmail.com

601-954-1166

Treasurer:

Sue Allmon
scallmon4@gmail.com

601-847-1347

Secretary/Newsletter:

Jo Ellen Carr
pbqnewsletter@
gmail.com

601-441-5637

Membership Director:

Linda Ginn
pbqmembership@
gmail.com

601-310-2393

Website/Blog:
pinebeltquilters.com

September Meeting

Dianne McLendon presented the 2022/2023 Crossword Puzzle Sew Along Challenge. If you want to participate, you must sign up. See more info below. Dianne recorded a video demonstrating the hexagon chopkey and we had the opportunity to make one. It was a fun project.

October 12th Meeting

Our October program will be Shirley Wiltshire presenting Off the Bed, On the Back. She will show us how to make a coat using a quilt. For the workshop, bring a jacket pattern and a quilt you are willing to cut up, old or new. You won't need your sewing machine.

If you have any quilted garments, bring them to the meeting for Show & Tell. Group 10 is responsible for the October meeting. Jean Martin is group leader.

Congratulations!!!

The guild was contacted by the Board Chair of Waveland's Ground Zero Hurricane Museum about displaying some quilts for their quilt exhibit, Quilt Tales: Stories Through Fabric. I am pleased to announce that we have four people who will have five quilts on display from October 7, 2022 - January 14, 2023. They are Ramona Adams displaying Quilts on the Clothesline, Jo Ellen Carr displaying Mississippi Treasures and A Hard Day's Work, Linda Ginn displaying One Day at a Time: 2021 Temperatures in Hattiesburg, Mississippi, and Betty Reid displaying the Quilted Petal.

There will be an opening reception on Friday, October 7, from 4 pm – 7 pm. The museum is located at 335 Coleman Avenue, Waveland, MS.

The museum will also partner with The Arts, Hancock County, to host a Fiber Fest on Saturday November 19, 2022, from 10:00 am-4:00 pm at Waveland's Town Green. The Arts will have demonstrations and sales of products in weaving, dyeing, screen printing, knitting, quilting, embroidery and other methods of creating unique art through fiber, fabric or yarn.

Membership Notice

It is time to pay our dues for 2023. You were sent an email on September 23 that will help streamline the renewal process. Please fill it out as soon as possible, submit your information, and bring your \$20 cash or check payable to Pine Belt Quilters to the October 12th meeting to give to Sue Allmon, or you can mail it to Sue Allmon, PBQ Treasurer. Her address is in the email that was sent.

Thank you so much for your prompt attention to this. It makes life much easier for those working on membership.

2022/2023 Crossword Puzzle Sew Along Challenge

You must sign up to participate!! See Dianne McLendon. Three clues will be emailed to you. You will email/text the answer to Dianne and she will email you the block information. If the clues are difficult, you can ask others!

August 2023 will be the last of the clues. December 2023 is the completion of the challenge. The quilt must be quilted, bound, and labeled. Membership will vote for the best quilts. First, second, and third places prizes will be given.

Quilts of Valor Sew Day is September 28th

Sew Day starts at 9:30 at the Stitchin Post in Hattiesburg. If you have questions, contact Linda Hudson at 601-408-4821 or granHUDSON@comcast.net.

Community Outreach Sew Day October 4th

Come join us for our sew day in the Choral Hall of University Baptist on October 4th from 9:30-2:30. Lunch will be provided and we will have door prizes!!

We will have an ugly fabric swap game. Look through your stash for a yard of ugly fabric. You can use four fat quarters, two half yard pieces or a yard. Put the fabric in a gift bag and tape it shut! Think Dirty Santa with fabric!

Bring your machine or use one from the guild closet. We also need people to hand sew labels, fold and organize quilts and fabric, and cut backing and batting.

We have three sew days before the December quilt distribution. We need your help!! Each PBQ member is asked to donate one quilt per year. If you are not able to do this, please consider donating yardage, batting, or come and offer moral support as we sew. Thank you to everyone who plays a part in this project. Please know your efforts are appreciated by many in the community!

For more information, contact Ramona Adams, 615-542-2046 or ramona@stonekeepers.com.

2022 Block of the Month (BOM) Sew Day is October 19th

The BOM is taught by Linda Flanders on the third Wednesday of each month at 9:30 at Episcopal Church of the Ascension, 3600 W Arlington Loop, Hattiesburg.

Friendship Block

There will be a new friendship block pattern at the October 12th meeting. Block pattern and fabric are \$1 and the completed block will be due back at the December meeting. Your name will be entered for the drawing of all the blocks.

Monthly Groups

If you don't know what group you are in, it can be found in the Membership Booklet that was emailed in June. Group leaders, you are responsible for making sure the following duties are carried out during the meeting. Please be prepared.

Monthly Group Responsibilities:

Greet members at each entrance and offer assistance.

Assign a member to be a buddy for new members and visitors.

Introduce new members or visitors to other members, invite them to sit with you, and make them feel like family.

Give the Thought of the Day.

Hold quilts during the meeting.

2024 Pine Belt Quilters Showcase

We will have an exhibit April 20, 2024 at the Hattiesburg Cultural Center sponsored by the Hattiesburg Arts Council. Make your plans to participate in the Pine Belt Quilters Showcase and showcase a quilt!

PBQ Library

PBQ maintains a circulating library for use by members. See the online catalog here:

<https://www.librarycat.org/lib/PineBeltQuilters>.

Snippets

Lois Womack showed a video on how to sew a sleeve on a quilt by Sharon Pederson.

<https://youtu.be/cbbNcA-Q79Y>

Newsletter Submission Information

If you have anything that needs to go in the newsletter OR events for Facebook, send the information written out, with dates and time, to pbqnewsletter@gmail.com. Thank you! ~Jo Ellen

Upcoming Events

October 4 – 9:30 - 2:30, Community Outreach Sew Day in the Choral Hall.

October 7 – 4:00 pm – 7:00 pm, Opening reception of Quilt Tales: Stories Through Fabric exhibit at Waveland Ground Zero Hurricane Museum, 335 Coleman Ave, Waveland, MS.

October 7, 2022 – January 14, 2023 - Quilt Tales: Stories Through Fabric exhibit, Waveland Ground Zero Hurricane Museum, 335 Coleman Ave, Waveland, MS, Tues - Sat, 10:00 – 3:00.

October 12 - 9:30 - 11:30, Regular guild meeting with Shirley Wiltshire presenting the Off the Bed, On the Back. Workshop after meeting. Bring pattern and old/new quilt. Sewing machine is not needed.

October 19 – 9:30 - 12:30, Block of the Month, Episcopal Church of the Ascension.

October 26 – 10 - 2, Quilts of Valor Sew Day, Stitchin Post, Hattiesburg. Bring sewing machine & supplies.

The Stitchin Post in Hattiesburg will give guild members 20% off your purchase on the monthly meeting days. Be sure and tell them you are a member.

Community Outreach Projects


We have ongoing projects that you can work on throughout the year.

- Receiving blankets are used in NICU units at local hospitals.
- Mother pads are used for mom or dad to place inside their shirt to get their scent on it and then placed next to their baby in NICU.
- Children's pillows are 6-8" square up to 12", lightly stuffed and are given to children who are in the hospital. It's something for them to hold so it doesn't have to be tightly stuffed. See Joe Bingham for guild labels that need to be attached to the back of the pillows.
- Walker totes and catheter bag covers are made from heavier fabric than cotton, like denim, twill, etc. Directions for both are in the process of being revised and will be on pinebeltquilters.com under Guild Activities.
- Community Outreach quilts need to be minimum size 40" x 40" and max size 54" x 70". Quilts can be made using any pattern. Guild members are to make at least one quilt each year.



Thank you so very much to those who helped make crosses for me (Jo Ellen Carr) to take on my mission trip to Guatemala!! My goal was at least 250 and I carried 325!! They were all given out by our team of 13 people. We were all blessed!!



These are a few of those receiving a cross. They were working at the dump, food distributions, a nursing home, owners of 4 new houses and many more places! They were happy to be given a cross!!



The colors of Guatemala are so beautiful!!



September Show & Tell



Dianne McLendon showed us how to make a hexagon chopkey. There was a lot of sharing of pins, needles, and thread at our table. Thank you to those who were prepared, and thank you to Dianne for finding all these fun little projects!! I was so involved (in borrowing) and making this I forgot to take more pictures!



Wall hanging made by Martha Ginn.



Quilt made by Anne Hindmarch.



Table topper made by Jean Martin.



Wall hanging and placemat made by Marietta Johnson.



Quilt and table runner made by Charlett Hollomon.




Quilt made by Tammy Nattass.

Quilts made by Betty Allen.





Quilt made by Joe Bingham.




Quilt of Valor made by Joe Bingham.



Memorial t-shirt quilts made by Joe Bingham.





Quilts made by Sandra Woodall.

